

Spring 2025 Graduate Coordinator Meeting

Thursday, February 20, 2025

12:00pm to 2:00pm

[Zoom Link](#)

Agenda

- Welcome and Introduction - Caroline (12:00 p.m.)
 - Introduction of Graduate Studies Staff and Staff Updates
 - Graduate Office Hours: Monday - Friday: 8:00 a.m. to 5:00 p.m.
Graduate Studies Website and Chat: <https://www.csusb.edu/graduate-studies>
Phone: (909) 537-5058
Email: gradstud@csusb.edu

- Leave of Absence and Exception from the Audit (EFA) - April (12:05 p.m.)
 - Leave of Absence - May impact a student loan repayment.
 - <https://studentaid.gov/help-center/answers/article/when-do-i-have-to-start-repaying-federal-student-loans>
 - Students who go on a leave of absence, or drop below half-time, start the 6-month countdown to repayment.
 - If notified that they need to begin making payments, they can request a forbearance.
 - When they return to school they will go back into “[in-school deferment](#).”
 - PAWS - Exception from the Audit (EFA) process:
 - Instructions are in the [Graduate Coordinator’s Toolbox page](#):
 1. Used to update student’s program plans, advance to candidacy, recertify coursework, etc.
 2. EFA Process used for admits Fall 2020 and after.
 3. Request to Recertify Coursework form – Only used for students admitted prior to fall 2020.
 4. Reach out to me to schedule PAWS/EFA training.

- Recruitment – Erma and Caroline (12:10 p.m.)
 - Talk to Us About Grad School!
 - First and third Tuesday of every month.
 - In-person or via Zoom (see attached flyer)
 - [Graduate Coordinator Outreach and Recruitment Toolkit](#)
 - Slides
 - Outreach and Recruitment Guide
 - Smartsheet for information session advertising
 - Social media campaigns

- [Coyote Accelerated Post-Baccalaureate Education \(CAPE\) Programs](#) - Caroline (12:20 p.m.)
 - Update

- Draft Graduate Learning Outcomes - Caroline (12:25 p.m.)

- Thesis, Marketing & Materials – Shelby (12:30 p.m.)
 - Thesis Deadlines
 - Formatting Workshops and Submission Workshops (see attached flyer)

- Mental Health First Aid Resource: <https://www.mentalhealthfirstaid.org/>
- The “Ask Cody” Chatbot and the importance of updated websites – Caroline (12:35 p.m.)
- Admissions Updates – Cece (12:40 p.m.)
 - Conditionally Classified Admit Status (**financial aid implications**)
 - Pre-Req. must be completed within the first year.
 - Timely Action - Once pre-reqs. are completed, students must be placed in classified status.
- Graduate Student Resources - April (12:45 p.m.)
 - [2024-25 On-Campus Scholarships](#) & [Graduate Equity Fellowship](#) - Application deadline is April 21st.
 - Pre-Doc and CDIP - Updates
 - California Pre-Doctoral Program: Deadline to submit was February 14th.
 - Chancellor’s Doctoral Incentive Program: Deadline to submit was February 17th. Fourteen applications submitted.
 - Academic Notice - Spring 2025 timeline enclosed
- [Let’s Talk - Drop-in Graduate Student Support Group](#) – April (12:50 p.m.)
 - Every Tuesday at Noon via Zoom
 - Meeting ID: 845 7978 3614 - Passcode: 895843
- Cal State Apply & remote WebAdMIT training – Chris (12:55 p.m.)
- International Admissions – Stacia McCambridge (1:00 p.m.)
 - Missing program admission requirements
- Enrollment/Applications – Caroline and Chris (1:10 p.m.)
 - Updates
 - Radius leads
 - Emailing in-progress applicants in WebAdMIT
 - Graduate Enrollment Dashboard – Chris
 - PAWS
- Events and Programming – Caroline (1:20 p.m.)
 - Graduate Writing Series
 - Grad Slam – [CSUSB Grad Slam](#) and [CSU Grad Slam 2025](#)
 - Mentoring Professional Learning Community (call for one more faculty)
- Graduate Applicant and Student Support Sessions - April (1:30 p.m.)
 - [Cal State Apply Virtual Graduate Application Sessions](#)
 - We offer one application session each month.
 - Sessions are scheduled around application deadlines.
 - [Registration Link](#) for all sessions (flier with dates is enclosed).
- [Graduate Student Success Center \(GSSC\)](#)
 - Veteran’s Mixer - Wednesday, March 26, 4 – 6 p.m., SMSU South Events Center
- Graduate Studies Weekly Roundup – Caroline (1:40 p.m.)
- Links to Graduate Coordinator Resources:
 - [Graduate coordinator’s Toolbox](#)
 - [Graduate Coordinator Meetings, Minutes, and Materials](#)

Talk to us about Grad School!

Ready To Advance Your Career?

Cal State San Bernardino's graduate programs produce leaders and professionals in a wide range of fields.

CSUSB offers 41 master's degree programs and concentrations, as well as a wide range of credential and certificate programs.


We are also one of the few CSU campuses to offer a doctoral program in Educational Leadership.

*In-person attendees will also be offered a campus tour at the conclusion of the session.



Register Here!

Sign up to attend an upcoming information session via zoom, or in person!



bit.ly/4hbdEfa


CSUSBTM
Graduate
Studies

CSUSB Graduate Learning Outcomes [DRAFT]

12/6/24

Graduate Learning Outcomes	Assessment Ideas
<p>1. Disciplinary knowledge: Master, integrate, and apply disciplinary knowledge, skills, and methods to current, practical, and important contexts and situations.</p>	<ul style="list-style-type: none"> ● Summative evaluation (thesis, project, dissertation, comprehensive exam)
<p>2. Communication: Communicate orally and in writing with clarity, agency, and purpose both within the discipline and in broader contexts. Interact with communities of practice and colleagues using a variety of professional registers.</p>	<ul style="list-style-type: none"> ● Oral defense ● Class presentations in particular courses ● Professional Learning Community participation ● Grad Slam
<p>3. Critical thinking/analysis: Engage in creative, analytical, critical, and evaluative thinking. Demonstrate the ability to obtain, assess, and analyze information from a myriad of sources.</p>	<ul style="list-style-type: none"> ● Summative evaluation (thesis, project, dissertation, comprehensive exam)
<p>4. Professionalism and Social Responsibility: Practice professional integrity, honesty, and ethical responsibility. Demonstrate social responsibility within the local and interdependent global (glocal) community.</p>	<ul style="list-style-type: none"> ● Internship ● Service-learning ● Faculty-student research ● Student leadership (clubs, organizations, professional communities, ASI, etc.) ● Professional development workshops
<p>5. Diversity, Equity, Inclusion: Gain expertise in and include the voices of historically marginalized perspectives in the disciplines. Critically examine personal beliefs, attitudes, and biases about historically marginalized people and cultures in the United States and across the world.</p>	<ul style="list-style-type: none"> ● Summative evaluation (thesis, project, dissertation comprehensive exam)

6. **Research:** Identify the contribution that research makes within a discipline or conversation; synthesize information from multiple sources and a variety of perspectives; and contribute to the ongoing scholarly conversation. Select appropriate research methodologies based on need, circumstance, and type of inquiry.

- Summative evaluation (thesis, project, dissertation, comprehensive exam)

Spring 2025 Thesis, Project, and Dissertation Deadlines & Information

Friday, April 11 Consultation Deadline: Last day to meet with a thesis reviewer for formatting help. Consultations are optional.

Monday, April 14 Submission Deadline: Last day to turn in your document for review.

Friday, May 9 Publication Deadline: Make any needed formatting changes by this date.

Submit before the deadline for faster turnaround and assistance!

[See our website for summer deadlines.](#)

Important Links

- [Submission Steps and Consultation Appointments](#)
- [Formatting Guidelines and Templates](#)
- [Thesis, Project, and Dissertation Workshops](#)

Formatting Workshops

Learn to use the Graduate Studies formatting template!

- Tuesday, March 18, 12:00 pm - 1:00 pm
 - Location: Zoom - [Register Here](#)
- Wednesday, March 19, 4:00 pm - 5:00 pm
 - Location: Zoom - [Register Here](#)

Submission Workshops

Stay on top of deadlines, forms, and requirements.

- Tuesday, March 25, 12:00 pm - 1:00 pm
 - Location: Zoom – [Register Here](#)
- Wednesday, March 26, 4:00 pm - 5:00 pm
 - Location: Zoom – [Register Here](#)

Questions? Contact Graduate Studies: (909) 537-5058 or gradstud@csusb.edu

csusb.edu/graduate-studies



Graduate Equity Fellowship



Apply for the Graduate Equity Fellowship, and other CSUSB Scholarships, through the myCoyote scholarship portal.

Visit the Graduate Equity Fellowship web page to learn more about.

- How to sign up for information sessions
- Eligibility Criteria
- How to Apply
- Award Notification & Disbursement

For more graduate funding options visit:
csusb.edu/graduate-studies/financial-support

**For Additional Information,
Please Contact:**

Office of Graduate Studies
April Lane | (909) 537-7381
csusb.edu/graduate-studies
alane@csusb.edu



**Graduate
Studies**

Graduate Studies Academic Notice Timeline

AY 2024 - 2025

Spring 2025

May 22 – Grades due

May 29 – Grades available

May 30 – June 2 – List of New/Continuing students on academic notice sent to program coordinators. Include the number of semesters on academic notice for previous terms.

June 5 - 9 – Academic notification email sent to students.

September 22 (census) – **Academic Notice Advising Forms due.**

Students will receive email reminders to meet with their coordinator and submit the academic advising form on, or around:

- July 7
- August 4
- August 25
- September 15

Let's Talk!

Graduate school can be intense, overwhelming, and even isolating. You may find it challenging to find school, work, and life balance and wonder if you are missing the magnificence of the graduate school experience.

Let's Talk is a drop-in support group that has been designed specifically for graduate students. It's a welcoming, safe, and supportive space where graduate students can come together to connect and process challenges and concerns, and share experiences and successes.



Let's Talk will be facilitated by CAPS counselors.

Join us at noon on Tuesdays for a drop-in Zoom meeting.

The first meeting is planned for September 17, 2024, at Noon.

<https://bit.ly/4dQLAk9>



Progress of New Graduate Enrollment (Spring 2025)

Data as of 2/18/2025

Total Applications			Completed Applications			Admitted		
-15%			-13%			-5%		
Spring 2024 (2/21/2024)	Spring 2024 (at CENSUS)	Spring 2025 (2/18/2025)	Spring 2024 (2/21/2024)	Spring 2024 (at CENSUS)	Spring 2025 (2/18/2025)	Spring 2024 (2/21/2024)	Spring 2024 (at CENSUS)	Spring 2025 (2/18/2025)
1,152	1,151	<u>980</u>	1,066	1,065	<u>925</u>	744	744	<u>708</u>

New Enrollment			Total Enrollment		
+4%			+6%		
Spring 2024 (2/21/2024)	Spring 2024 (at CENSUS)	Spring 2025 (2/18/2025)	Spring 2024 (2/21/2024)	Spring 2024 (at CENSUS)	Spring 2025 (2/18/2025)
419	419	<u>436</u>	2,862	2,846	<u>3,042</u>

Credentialed Programs

Data as of 2/18/2025

College of Education	Program	WebAdMIT ^(a)		Total Applications ^(b)			Completed Applications ^(c)			Department Review ^(d)			Admitted ^(e)			New Enrollment ^(f)			Total Enrollment ^(g)			Time-to-Admissions ^(h)		
		In Progress	Complete	Spring 2024	Spring 2025	% Change	Spring 2024	Spring 2025	% Change	Spring 2024	Spring 2025	% Change	Spring 2024	Spring 2025	% Change	Spring 2024	Spring 2025	% Change	Spring 2024	Spring 2025	% Change	OGS-Processing (Business Days)	OGS-Evaluation (Business Days)	Department (Business Days)
				2/21/2024	2/18/2025		2/21/2024	2/18/2025		2/21/2024	2/18/2025		2/21/2024	2/18/2025		2/21/2024	2/18/2025		2/21/2024	2/18/2025				
	Single Subject	82	127	137	141	3%	137	139	1%	3	0	-100%	105	124	18%	100	98	-2%	290	309	7%	1	3	55
	Multiple Subject	56	69	32	77	141%	32	77	141%	2	0	-100%	25	58	132%	24	53	121%	98	151	54%	1	2	50
	Education Specialist: Early Childhood Special Education	10	2	7	4	-43%	7	4	-43%	0	0		7	4	-43%	7	4	-43%	17	12	-29%	1	2	12
	Education Specialist: Mild to Moderate Support Needs	18	17	9	15	67%	9	15	67%	0	0		7	13	86%	7	13	86%	34	43	26%	1	3	19
	Education Specialist: Extensive Support Needs	2	4	4	4	0%	4	4	0%	0	0		4	4	0%	2	4	100%	14	14	0%	1	1	7
	Adapted Physical Education Added Authorization	4	2	1	5	400%	1	5	400%	0	0		1	5	400%	0	3		1	6	500%	1	1	9
	Preliminary Administrative Services	11	13	9	11	22%	9	11	22%	0	0		9	11	22%	5	8	60%	17	21	24%	1	2	1
	Pupil Personnel Services: School Psychology																	0	0					
Grand Total		183	234	199	257	29%	199	255	28%	5	0	-100%	158	219	39%	145	183	26%	471	556	18%	1	2	46

Post-Bac Programs/Certificates

Data as of 2/18/2025

Program	Program	WebAdMIT ^(a)		Total Applications ^(b)			Completed Applications ^(c)			Department Review ^(d)			Admitted ^(e)			New Enrollment ^(f)			Total Enrollment ^(g)			Time-to-Admissions ^(h)		
		In Progress	Complete	Spring 2024	Spring 2025	% Change	Spring 2024	Spring 2025	% Change	Spring 2024	Spring 2025	% Change	Spring 2024	Spring 2025	% Change	Spring 2024	Spring 2025	% Change	Spring 2024	Spring 2025	% Change	OGS-Processing (Business Days)	OGS-Evaluation (Business Days)	Department (Business Days)
				2/21/2024	2/18/2025		2/21/2024	2/18/2025		2/21/2024	2/18/2025		2/21/2024	2/18/2025		2/21/2024	2/18/2025		2/21/2024	2/18/2025				
	Pre-Nursing																							
	RN to BSN (PostBac)		14		16			16			0	-100%		16			13		4	4	0%			
	Nutritional Science and Dietetics (2nd BS Program)	11	0	0	0		0	0		0	0		0	0		0	0		41	48	17%	2	2	11
	Certificate in Educational Technology	2	0	0	0		0	0		0	0		0	0		0	0		0	0				
	Certificate in E-Learning	1	0	0	0		0	0		0	0		0	0		0	0		0	0				
	Certificate in Advanced Community/Public Health Nursing																		0	0				
	Certificate in Nurse Educator																		0	0				
	Healthcare Spanish Certificate	5	0	0	0		0	0		0	0		0	0		0	0		0	0				
	Criminal Justice Spanish Certificate	4	0	0	0		0	0		0	0		0	0		0	0		0	0				
	Speech-Language Pathology Master's Preparatory Certificate																		14	16	14%			
Grand Total		23	14	7	16		7	16		1	0		6	16	167%	4	15	275%	59	69	17%	2	2	11

Legend:

- (a) Number of applications in WebAdMIT (Cal State Apply) application platform
- (b) Total applications that have been submitted and downloaded to PeopleSoft database for admissions review
- (c) Applications that have all required transcripts and are in the review process
- (d) Completed applications that are at the department level for review
- (e) Completed applications that are admitted to the program
- (f) Newly admitted applicants who enroll for classes
- (g) Total enrollment includes new and continuing students
- (h) Calculated from the admissions of all domestic applicants only

Progress of New Graduate Enrollment (Fall 2025)

Data as of 2/18/2025

Total Applications			Completed Applications			Admitted		
+1%			+12%			-19%		
Fall 2024 (2/21/2024)	Fall 2024 (at CENSUS)	Fall 2025 (2/18/2025)	Fall 2024 (2/21/2024)	Fall 2024 (at CENSUS)	Fall 2025 (2/18/2025)	Fall 2024 (2/21/2024)	Fall 2024 (at CENSUS)	Fall 2025 (2/18/2025)
1,173	2,963	<u>1,181</u>	919	2,847	<u>1,026</u>	170	1,721	<u>137</u>

New Enrollment			Total Enrollment		
-			-		
Fall 2024 (2/21/2024)	Fall 2024 (at CENSUS)	Fall 2025 (2/18/2025)	Fall 2024 (2/21/2024)	Fall 2024 (at CENSUS)	Fall 2025 (2/18/2025)
0	1,141	<u>0</u>	0	3,093	<u>0</u>

Fall 2025

Graduate Programs

Data as of 2/18/2025

Program	WebAdMIT ^(a)		Total Applications ^(b)			Completed Applications ^(c)			Department Review ^(d)			Admitted ^(e)			New Enrollment ^(f)			Total Enrollment ^(g)			Time-to-Admissions ^(h)		
	In Progress	Complete	Fall 2024	Fall 2025	% Change	Fall 2024	Fall 2025	% Change	Fall 2024	Fall 2025	% Change	Fall 2024	Fall 2025	% Change	Fall 2024	Fall 2025	% Change	Fall 2024	Fall 2025	% Change	OGS-Processing (Business Days)	OGS-Evaluation (Business Days)	Department (Business Days)
			2/21/2024	2/18/2025		2/21/2024	2/18/2025		2/21/2024	2/18/2025		2/21/2024	2/18/2025		2/21/2024	2/18/2025		2/21/2024	2/18/2025				
College of Arts & Letters	Communication Studies	21	6	3	7	133%	0	6	300%	0	4	2	2	0%	0	0	0	0	0	0	1	2	22
	English and Writing Studies	23	11	7	11	57%	6	9	50%	4	7	75%	2	2	0%	0	0	0	0	0			
	Spanish	3	0	0	0		0	0		0	0	0	0	0	0	0	0	0	0	0			
	Art	5	11	2	11	450%	2	10	400%	2	10	400%	0	0	0	0	0	0	0	0			
	Studio Art	14	16	9	16	78%	8	15	88%	8	15	88%	0	0	0	0	0	0	0	0			
Total	66	44	21	45	114%	16	40	150%	14	36	157%	2	4	100%	0	0	0	0	0	1	2	22	
Jack H. Brown College of Business & Public Administration	Accountancy	24	9	2	9	350%	2	8	300%	0	2	2	4	200%	0	0	0	0	0	0	1	3	2
	Business Administration	149	46	54	45	-17%	37	30	-19%	14	9	-36%	15	20	33%	0	0	0	0	0	1	2	7
	Entrepreneurship and Innovation	23	15	18	16	-11%	9	13	44%	5	6	20%	3	6	100%	0	0	0	0	0			
	Information Systems and Technology	113	36	84	38	-55%	50	35	-30%	23	12	-48%	25	20	-20%	0	0	0	0	0	1	2	4
	Public Administration	101	15	9	16	78%	8	15	88%	5	6	20%	2	9	350%	0	0	0	0	0	1	2	10
Total	410	121	167	124	-26%	106	101	-5%	47	35	-26%	47	61	30%	0	0	0	0	0	1	2	7	
Watson College of Education	Career and Technical Education	9	3	4	2	-50%	3	2	-33%	0	1	2	0	-100%	0	0	0	0	0	0			
	Counseling	147	172	42	170	305%	31	160	416%	31	156	403%	0	0	0	0	0	0	0	0			
	Education, MA	62	3	7	2	-71%	7	2	-71%	3	2	-33%	3	0	-100%	0	0	0	0	0			
	Educational Administration	19	1	1	1	0%	1	1	0%	0	0	0	1	0	0	0	0	0	0	0	1	2	1
	Educational Leadership	32	6	5	7	40%	4	6	50%	4	6	50%	0	0	0	0	0	0	0	0			
	Instructional Design and Technology	13	2	5	2	-60%	4	2	-50%	0	1	3	1	0	-67%	0	0	0	0	0			
	Rehabilitation Counseling	21	4	3	3	0%	2	3	50%	2	3	50%	0	0	0	0	0	0	0	0			
	School Psychology	154	40	29	36	24%	26	33	27%	26	32	23%	0	0	0	0	0	0	0	0			
	Special Education	26	12	4	10	150%	4	8	100%	2	8	300%	1	0	-100%	0	0	0	0	0			
	STEM Education	12	3	2	2	0%	1	2	100%	0	2	100%	1	0	-100%	0	0	0	0	0			
	Teaching English to Speakers of Other Languages (TESOL)	19	4	6	6	0%	5	4	-20%	1	0	-100%	3	4	33%	0	0	0	0	0	1	2	27
	Total	514	250	108	241	123%	88	223	153%	69	211	206%	13	6	-54%	0	0	0	0	0	1	2	14
College of Natural Sciences	Biology	61	5	3	5	67%	1	3	200%	1	3	200%	0	0	0	0	0	0	0	0			
	Computer Science	142	69	223	61	-73%	136	41	-70%	6	8	33%	85	24	-72%	0	0	0	0	0	1	3	2
	Environmental Sciences	15	6	1	7	600%	0	7	0	0	7	0	0	0	0	0	0	0	0	0			
	Geology	8	1	0	1	0	0	1	0	1	0	0	0	0	0	0	0	0	0	0			
	Health Services Administration	27	12	21	9	-57%	14	9	-36%	1	3	200%	11	6	-45%	0	0	0	0	0			
	Materials Science	5	0	0	0	0	0	0	0	0	0	0	0	0	0	0	0	0	0	0			
	Mathematics	20	1	1	1	0%	0	1	0	0	1	0	0	0	0	0	0	0	0	0			
	Nursing	18	1	1	1	0%	1	1	0%	1	1	0%	0	0	0	0	0	0	0	0			
	Nutritional Science	26	11	17	10	-41%	14	10	-29%	14	10	-93%	0	9	0	0	0	0	0	0	1	3	14
	Public Health	77	30	16	31	94%	11	24	118%	10	7	-30%	1	16	1500%	0	0	0	0	0	1	2	8
Total	399	136	283	126	-55%	177	97	-45%	33	32	-3%	97	55	-43%	0	0	0	0	0	1	2	11	
College of Social & Behavioral Sciences	Applied Archaeology	14	5	5	5	0%	5	5	0%	5	4	-20%	0	0	0	0	0	0	0	0			
	Child Development	24	1	5	1	-80%	4	1	-75%	4	1	-75%	0	0	0	0	0	0	0	0			
	Clinical/Counseling Psychology	204	233	218	228	5%	194	202	4%	193	200	4%	0	0	0	0	0	0	0	0			
	Criminal Justice	54	4	8	4	-50%	8	4	-50%	6	3	-50%	1	1	0%	0	0	0	0	0	1	1	17
	History	4	1	19	2	-89%	19	2	-89%	19	0	-100%	0	1	0	0	0	0	0	0			
	Industrial and Organizational Psychology	66	81	71	80	13%	52	56	8%	52	56	8%	0	0	0	0	0	0	0	0			
	National Cyber Security Studies	13	12	6	12	100%	3	5	67%	3	2	-33%	0	3	0	0	0	0	0	0	1	2	9
	National Security Studies	18	1	1	3	200%	1	3	200%	1	0	-100%	0	2	0	0	0	0	0	0	1	1	66
	Psychological Science	95	13	20	14	-30%	17	13	-24%	8	13	63%	0	0	0	0	0	0	0	0			
	Social Work	309	189	188	184	-2%	180	169	-6%	166	158	-5%	8	3	-63%	0	0	0	0	0	1	2	42
	Social Work and Public Administration Concurrent Degrees	41	23	11	23	109%	10	22	120%	10	22	120%	0	0	0	0	0	0	0	0	0	0	0
Total	842	563	555	556	0%	495	482	-3%	469	459	-2%	9	10	11%	0	0	0	0	0	1	1	33	
University Studies	0	0	0	0	0	0	0	0	0	0	0	0	0	0	0	0	0	0	0				
Total	0	0	0	0	0	0	0	0	0	0	0	0	0	0	0	0	0	0	0	0	0	0	
Grand Total	2,231	1,114	1,134	1,092	-4%	882	943	7%	632	773	22%	168	136	-19%	0	0	0	0	0	1	2	14	

Summer 2025

Graduate Programs

Data as of 2/18/2025

Program	WebAdMIT ^(a)		Total Applications ^(b)			Completed Applications ^(c)			Department Review ^(d)			Admitted ^(e)			New Enrollment ^(f)			Total Enrollment ^(g)			Time-to-Admissions ^(h)		
	In Progress	Complete	Fall 2024	Fall 2025	% Change	Fall 2024	Fall 2025	% Change	Fall 2024	Fall 2025	% Change	Fall 2024	Fall 2025	% Change	Fall 2024	Fall 2025	% Change	Fall 2024	Fall 2025	% Change	OGS-Processing (Business Days)	OGS-Evaluation (Business Days)	Department (Business Days)
			2/21/2024	2/18/2025		2/21/2024	2/18/2025		2/21/2024	2/18/2025		2/21/2024	2/18/2025		2/21/2024	2/18/2025		2/21/2024	2/18/2025				
CSBS	Social Work - Advanced Standing	234	61	0	61	0	57	0	43	0	9	0	9	0	0	0	0	0	0	1	2	34	
Grand Total		234	61	0	61	0	57	0	43	0	9	0	9	0	0	0	0	0	0	1	2	34	

Fall 2025

Graduate Programs (CEGE)

Data as of 2/18/2025

College of Extended and Global Education	Program	WebAdMIT ^(a)		Total Applications ^(b)			Completed Applications ^(c)			Department Review ^(d)			Admitted ^(e)			New Enrollment ^(f)			Total Enrollment ^(g)			Time-to-Admissions ^(h)		
		In Progress	Complete	Fall 2024	Fall 2025	% Change	Fall 2024	Fall 2025	% Change	Fall 2024	Fall 2025	% Change	Fall 2024	Fall 2025	% Change	Fall 2024	Fall 2025	% Change	Fall 2024	Fall 2025	% Change	OGS-Processing (Business Days)	OGS-Evaluation (Business Days)	Department (Business Days)
				2/21/2024	2/18/2025		2/21/2024	2/18/2025		2/21/2024	2/18/2025		2/21/2024	2/18/2025		2/21/2024	2/18/2025		2/21/2024	2/18/2025				
	Accountancy Online	42	3	4	3	-25%	3	3	0%	0	1		3	2	-33%	0	0		0	0		1	2	5
	Business Administration Online for Executive	30	6	4	6	50%	3	5	67%	1	0	-100%	2	5	150%	0	0		0	0		1	1	11
	Business and Data Analytics	43	5	10	6	-40%	6	3	-50%	2	0	-100%	4	3	-25%	0	0		0	0		2	2	5
	Business and Data Analytics - Face to Face (Intl Students)	59	21	0	34		0	32	0%	0	4		0	26		0	0		0	0				
	Cybersecurity and Analytics	32	13	8	15	88%	5	15	200%	4	7	75%	0	8		0	0		0	0		1	3	14
	Cybersecurity and Analytics - Face to Face (Intl Students)	67	26	0	31		0	28	0%	0	10		0	17		0	0		0	0				
	Finance	24	4	3	17	467%	1	15	1400%	0	1		1	14	1300%	0	0		0	0		1	2	12
	Social Work - Pathway Distance Education	459	216	99	213	115%	94	199	112%	79	169	114%	9	18	100%	0	0		0	0		1	2	35
	Teaching English to Speakers of Other Languages - TESOL (Accelerated)	2	3	0	2		0	2		0	0		0	1		0	0		0	0				
	BA Administration (2nd BA Program)	12	2	0	2		0	2		0	0		0	0		0	0		0	0				
	Online Criminal Justice (2nd BA Program)	2	1	0	1		0	1		0	1		0	0		0	0		0	0				
	Social Sciences (2nd BA Program)	24	3	3	2	-33%	2	2	0%	0	0		2	2	0%	0	0		0	0		1	3	4
Grand Total		796	303	133	332	150%	116	307	165%	86	193	124%	23	96	317%	0	0		0	0		1	2	21

Fall 2025

Credential Programs

Data as of 2/18/2025

College of Education	Program	WebAdMIT ^(a)		Total Applications ^(b)			Completed Applications ^(c)			Department Review ^(d)			Admitted ^(e)			New Enrollment ^(f)			Total Enrollment ^(g)			Time-to-Admissions ^(h)		
		In Progress	Complete	Fall 2024	Fall 2025	% Change	Fall 2024	Fall 2025	% Change	Fall 2024	Fall 2025	% Change	Fall 2024	Fall 2025	% Change	Fall 2024	Fall 2025	% Change	Fall 2024	Fall 2025	% Change	OGS-Processing (Business Days)	OGS-Evaluation (Business Days)	Department (Business Days)
				2/21/2024	2/18/2025		2/21/2024	2/18/2025		2/21/2024	2/18/2025		2/21/2024	2/18/2025		2/21/2024	2/18/2025		2/21/2024	2/18/2025				
	Single Subject	222	52	30	51	70%	29	49	69%	28	46	64%	0	1		0	0		0	0		1	1	69
	Multiple Subject	190	28	0	32		0	28		0	28		0	0		0	0		0	0				
	Education Specialist: Early Childhood Special Education	11	2	0	0		0	0		0	0		0	0		0	0		0	0				
	Education Specialist: Mild to Moderate Support Needs	23	6	0	0		0	0		0	0		0	0		0	0		0	0				
	Education Specialist: Extensive Support Needs	14	2	0	0		0	0		0	0		0	0		0	0		0	0				
	Adapted Physical Education Added Authorization	8	0	0	0		0	0		0	0		0	0		0	0		0	0				
	Preliminary Administrative Services	3	1	2	0	-100%	2	0	-100%	0	0		2	0	-100%	0	0		0	0				
	Pupil Personnel Services: School Psychology	8	1	0	0		0	0		0	0		0	0		0	0		0	0				
Grand Total		479	92	32	83	159%	31	77	148%	28	74	164%	2	1	-50%	0	0		0	0		1	1	69




Fall 2025

Post-Bac Programs/Certificates

Data as of 2/18/2025

Program	Program	WebAdMIT ^(a)		Total Applications ^(b)			Completed Applications ^(c)			Department Review ^(d)			Admitted ^(e)			New Enrollment ^(f)			Total Enrollment ^(g)			Time-to-Admissions ^(h)		
		In Progress	Complete	Fall 2024	Fall 2025	% Change	Fall 2024	Fall 2025	% Change	Fall 2024	Fall 2025	% Change	Fall 2024	Fall 2025	% Change	Fall 2024	Fall 2025	% Change	Fall 2024	Fall 2025	% Change	OGS-Processing (Business Days)	OGS-Evaluation (Business Days)	Department (Business Days)
				2/21/2024	2/18/2025		2/21/2024	2/18/2025		2/21/2024	2/18/2025		2/21/2024	2/18/2025		2/21/2024	2/18/2025		2/21/2024	2/18/2025				
	Nutritional Science and Dietetics (2nd BS Program)	9	0	0	0		0	0		0	0		0	0		0	0		0	0				
	Pre-Nursing	0	0	0	0		0	0		0	0		0	0		0	0		0	0				
	RN to BSN (PostBac)	0	0	0	0		0	0		0	0		0	0		0	0		0	0				
	Certificate in Healthcare Spanish	1	0	0	0		0	0		0	0		0	0		0	0		0	0				
	Certificate in Criminal Justice Spanish	3	0	0	0		0	0		0	0		0	0		0	0		0	0				
	Certificate in Speech-Language Pathology Master's Preparatory	43	5	7	5	-29%	6	5	-17%	6	5	-17%	0	0		0	0		0	0				
	Certificate in Educational Technology	2	0	0	0		0	0		0	0		0	0		0	0		0	0				
	Certificate in E-Learning	1	0	0	0		0	0		0	0		0	0		0	0		0	0				
	Certificate in Advanced Community/Public Health Nursing	0	0	0	0		0	0		0	0		0	0		0	0		0	0				
	Certificate in Nurse Educator	0	1	0	1		0	1		0	1		0	0		0	0		0	0				
Grand Total		59	6	7	6		6	6		6	6		0	0		0	0		0	0				

Legend:
 (a) Number of applications in WebAdMIT (Cal State Apply) application platform
 (b) Total applications that have been submitted and downloaded to PeopleSoft database for admissions review
 (c) Applications that have all required transcripts and are in the review process
 (d) Completed applications that are at the department level for review
 (e) Completed applications that are admitted to the program
 (f) Newly admitted applicants who enroll for classes
 (g) Total enrollment includes new and continuing students
 (h) Calculated from the admissions of all domestic applicants only



Graduate Writing Workshop Series

Join us for our new series of graduate writing workshops! Throughout spring semester, we'll be covering a range of practical skills you can apply to nearly any writing assignment. We will also be offering ongoing support through our Writing and Accountability Groups (WAGS).

Upcoming Workshops

Goal Setting and Time Management
for Writers: (January 30)

WAGS Info Sessions
(Feb. 3 & 6; Start date Feb. 12)

Using AI in Writing and Research
(Feb 25)

Building your Scholarly Identity
(March 4)

Zotero for Graduate Students
(March 11)


Thesis Formatting
(March 18 & 19)

Thesis Submission Process
(March 25 & 26)

Related Events:

CSUSB Grad Slam Competition
(April 9)

CSU Grad Slam Competition
(May 9)



See full list here!

<https://bit.ly/3Wo7wHU>



Graduate
Studies

CSUSB Cal State Apply Graduate Application Sessions

The CSUSB Cal State Apply Graduate Application Session will provide information to assist you with writing a stellar personal statement and offer time saving tips for completing your CSUSB Cal State Apply application. Attendees will have ample time to ask questions during the session.



April Lane
Graduate Student
Resource Specialist



Megan Kinnally
Graduate Student
Engagement Specialist

For more information about the application sessions contact:

April Lane
alane@csusb.edu
(909) 537-7381

For information about our programs contact:

Erma Cross
gradrecruitment@csusb.edu
(909) 537-5058

◦ Dates ◦

**Nov.
12** November 12th 2024
12:00 pm - 1:00 pm

**Dec.
09** December 9th 2024
12:00 pm - 1:00 pm

**Jan.
02** January 2nd 2025
12:00 pm - 1:00 pm

**Feb.
04** February 4th 2025
12:00 pm - 1:00 pm

**Mar.
13** March 13th 2025
12:00 pm - 1:00 pm

**Apr.
08** April 8th 2025
12:00 pm - 1:00 pm

**May.
06** May 6th 2025
12:00 pm - 1:00 pm



Register Here
bit.ly/3F9EToj



SMSU Graduate Student Success Center and Veterans Success Center present

VETERANS

★ GRADUATE ★

NETWORKING MIXER

Wednesday, March 26 • 4-6PM • SMSU South Events Center

A networking mixer for Veteran Graduate students and Graduate Students.



smsu.csusb.edu @ csusb.smsu csusb.smsu csusb.smsu csusb.smsu

For accessibility accommodations please call (909)537-5962 (72 hr. notice required). Valid CSUSB parking or \$6 pass required.

